

# Results of Studies Evaluating the Impact of SARS-CoV-2 Variants of Concern on COVID-19 Vaccines: An Ongoing Systematic Review

## Neutralization Plots

*Updated July 20, 2022*

### PREPARED BY:

Henning Jacobsen, PhD (*Department of Viral Immunology, Helmholtz Centre for Infection Research*) and  
Ioannis Sitaras, PhD, MRes (*Department of Molecular Microbiology and Immunology, Johns Hopkins  
Bloomberg School of Public Health*) and  
Maeva Katzmarzyk (*Department of Viral Immunology, Helmholtz Centre for Infection Research*)

### And by:

Melissa Higdon, Maria Deloria Knoll, Naor Bar Zeev, and Marley Jurgenmeyer at the  
*International Vaccine Access Center, Johns Hopkins Bloomberg School of Public Health*

Minal Patel and Daniel Feikin at the *World Health Organization*

Emmanuelle Espié and William Dowling at the *Coalition for Epidemic Preparedness Innovations*

For comments or questions, please contact: Melissa Higdon at [mhigdon@jhu.edu](mailto:mhigdon@jhu.edu).

## Contents

Methods for Inclusion in Neutralization Plots .....	3
Primary Series Vaccination, All Variants of Concern .....	4
Primary Series Vaccination, Omicron Subvariants .....	5
Booster Vaccination, All Variants of Concern .....	6
Booster Vaccination, Omicron Subvariants .....	8

## Methods for Inclusion in Neutralization Plots

The studies included in the plots below were identified as part of an ongoing systematic review of studies evaluating the impact of SARS-CoV-2 variants of concern on COVID-19 vaccine performance. Studies from March 15, 2021 onward that report fold reductions in neutralization or that report data that enable the calculation of fold reductions in neutralization are included.

The following studies are not included:

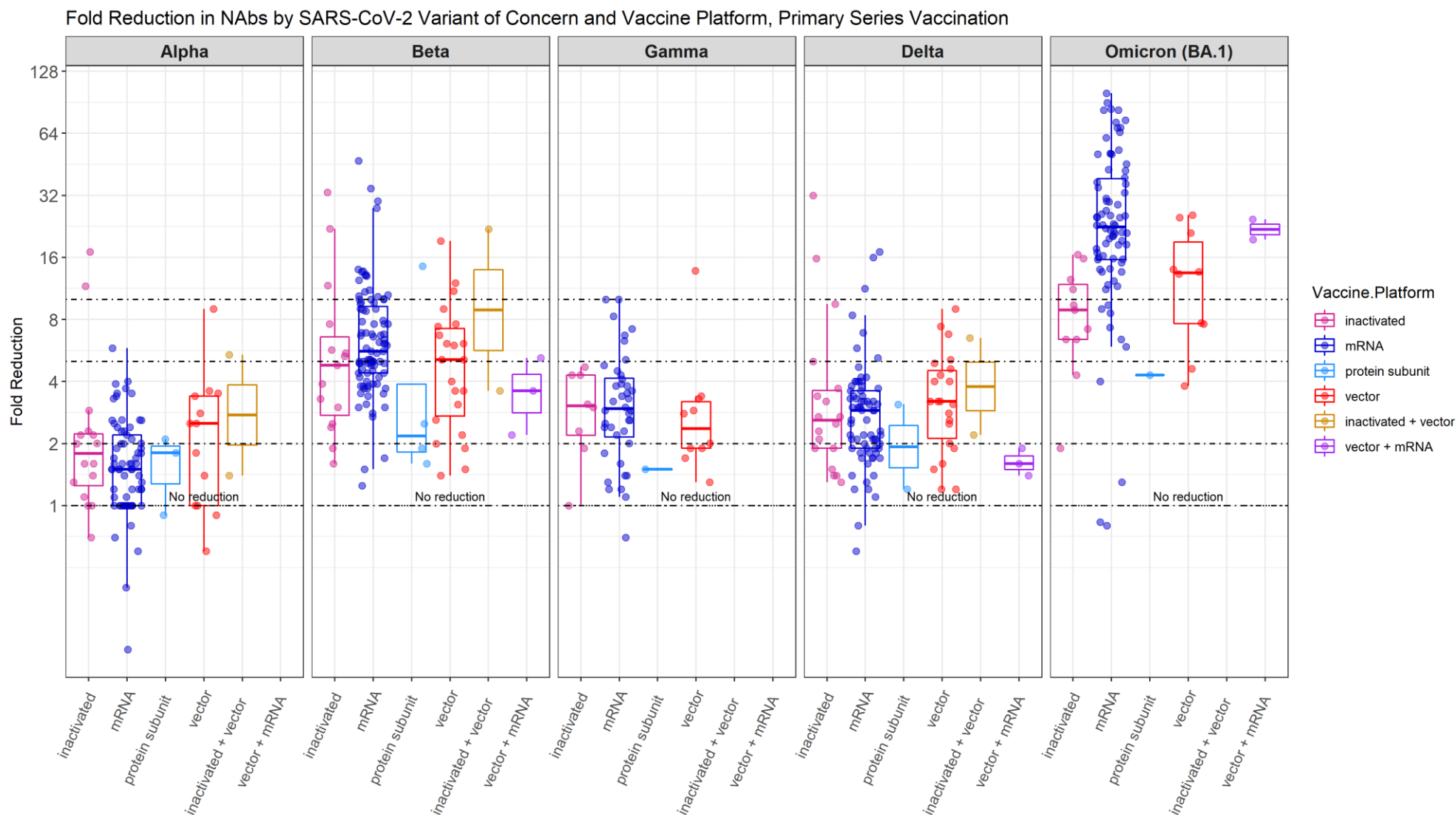
- Studies evaluating partial vaccination
- Studies that collected vaccinee sera < 7 days or > 6 months post final vaccine dose
- Studies that used a variant of concern (e.g. Alpha, Delta) as the reference strain
- Studies of immunocompromised persons
- Studies including samples from persons with hybrid immunity
- Studies using surrogate neutralization assays
- Studies that combine vaccines (with the exception of mRNA vaccines for all VOCs other than Omicron)
- Studies that ND80 results instead of ND50

Because Omicron exhibits substantial immune escape, often the percentage of samples with detectable neutralizing antibodies is low after primary series vaccination. As a result, fold reductions for Omicron can be artificial. Thus, in addition to plots showing the fold reductions in neutralizing antibodies relative to the ancestral strain, plots showing the percentage of samples with detectable antibody levels are included for Omicron sub-lineages

The WHO COVID-19 Weekly Epidemiological Update is posted weekly on the WHO website (<https://www.who.int/emergencies/diseases/novel-coronavirus-2019/situation-reports>). A summary of results from these studies by vaccine and by variant of concern are provided in the WEU every other week.

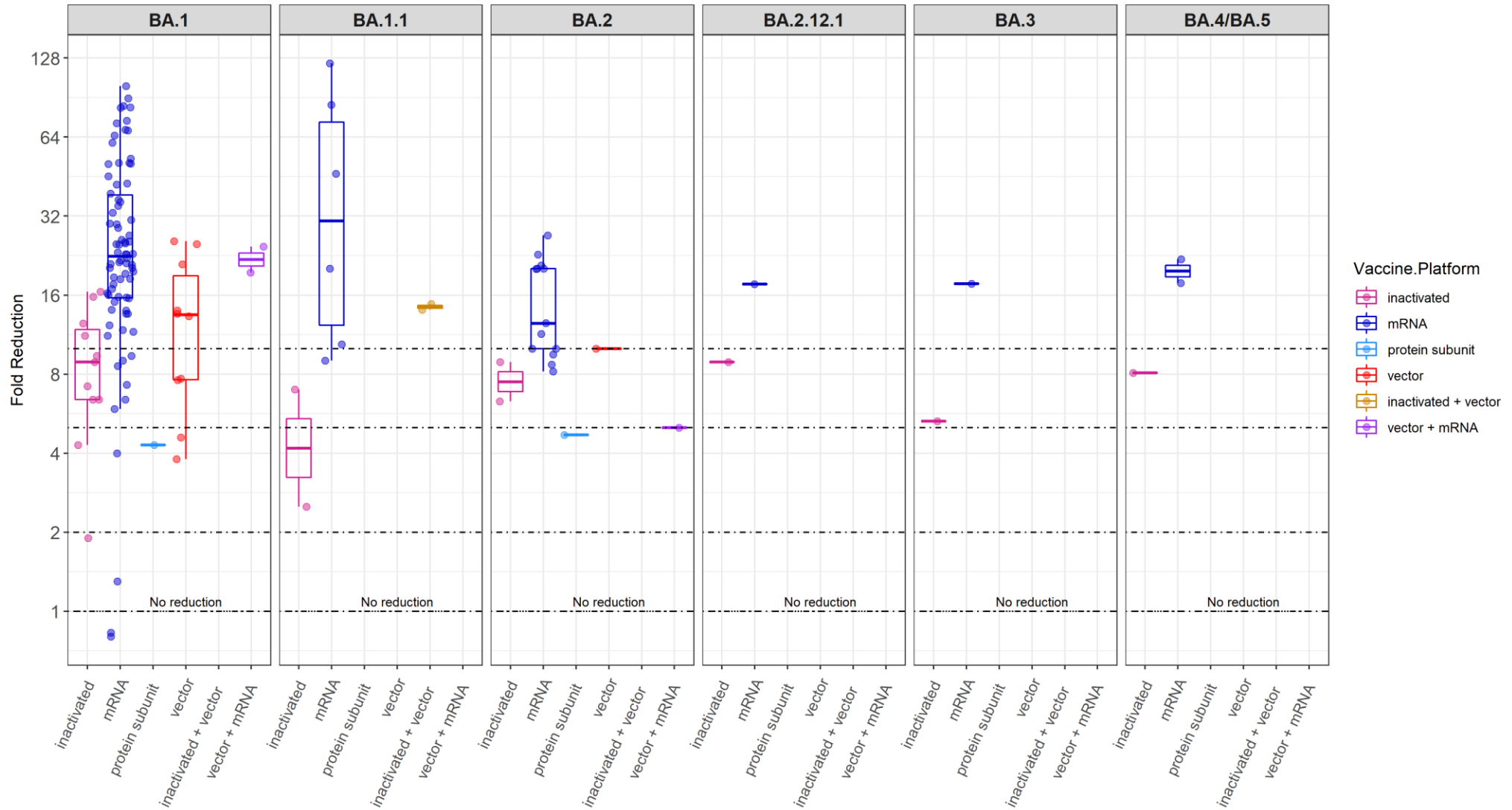
For any questions, comments, or suggestions about this document, please contact Melissa Higdon: [mhigdon@jhu.edu](mailto:mhigdon@jhu.edu).

# Primary Series Vaccination, All Variants of Concern

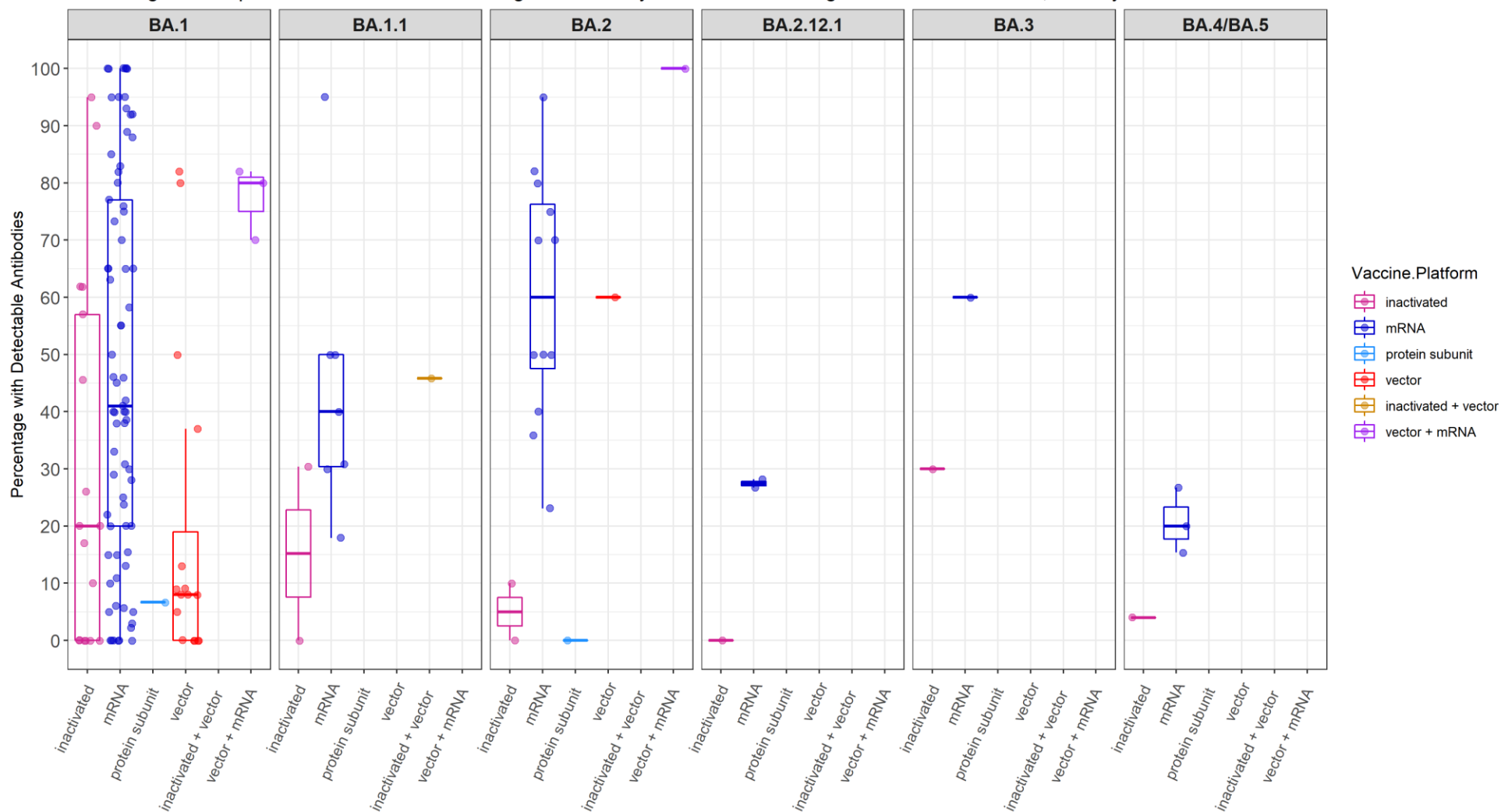


# Primary Series Vaccination, Omicron Subvariants

Fold Reduction in NABs by SARS-CoV-2 Variant of Concern and Vaccine Platform, Primary Series Vaccination

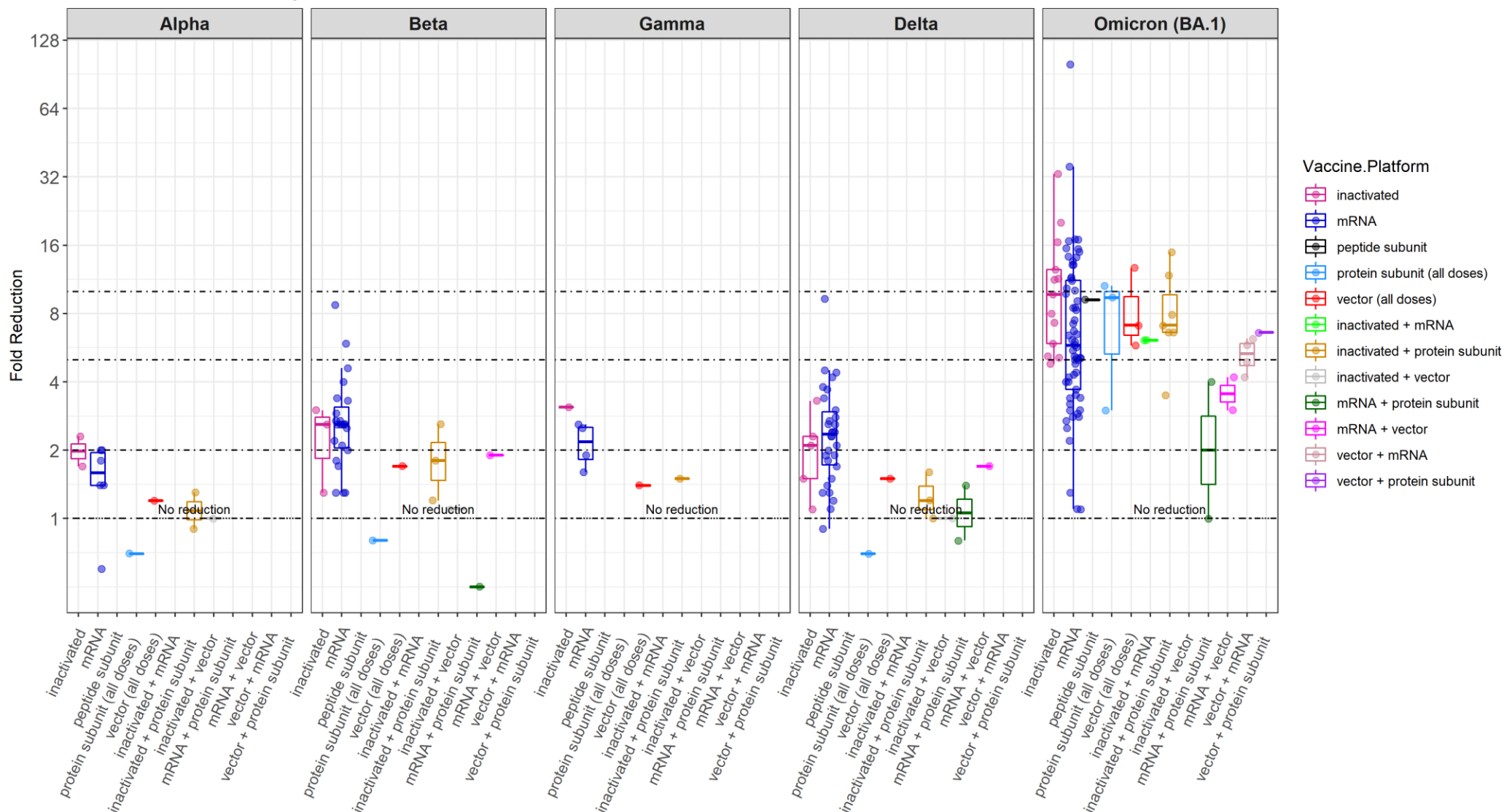


Percentage of Samples with Detectable Neutralizing Antibodies by Omicron Sub-Lineage and Vaccine Platform, Primary Series Vaccination



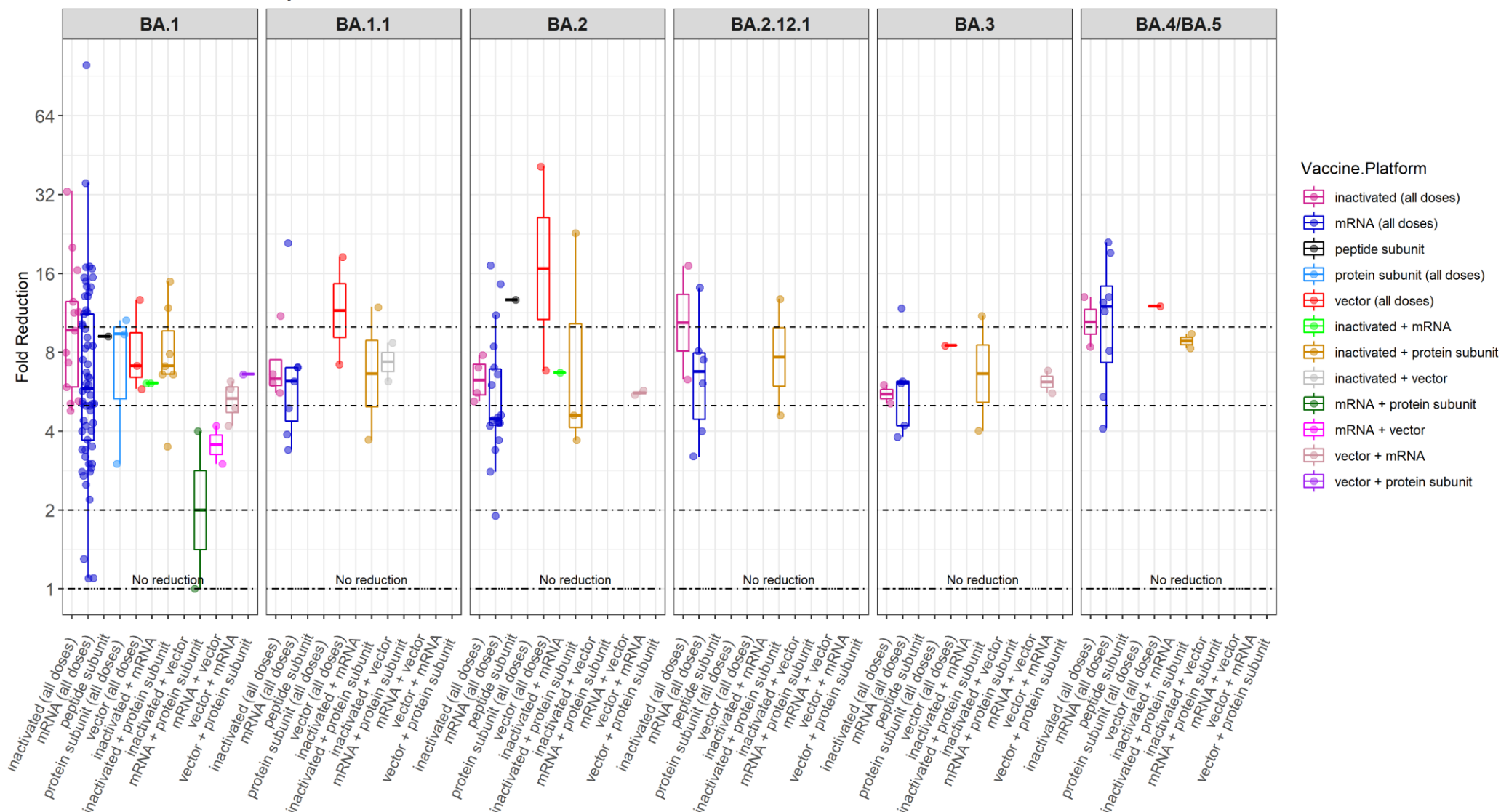
# Booster Vaccination, All Variants of Concern

Fold Reduction in NAb by SARS-CoV-2 Variant of Concern and Vaccine Platform, Booster Vaccination



# Booster Vaccination, Omicron Subvariants

Fold Reduction in NAbs by SARS-CoV-2 Variant of Concern and Vaccine Platform, Booster Vaccination





Percentage of Samples with Detectable Neutralizing Antibodies by Omicron Sub-Lineage and Vaccine Platform, Booster Vaccination

