

Results of COVID-19 Vaccine Effectiveness Studies: An Ongoing Systematic Review

Forest Plots: Vaccine Effectiveness against Omicron Variant of Concern

Updated September 19, 2022

Prepared by:

International Vaccine Access Center,
Johns Hopkins Bloomberg School of Public Health

and

World Health Organization

and

Coalition for Epidemic Preparedness Innovations



For comments or questions, please contact: Melissa Higdon at mhigdon@jhu.edu.

TABLE OF CONTENTS

Methods for Inclusion in Forest Plots	3
Abbreviations	4
Forest Plots by Vaccine.....	5
Ad26.COV2.S (Janssen)	5
AZD1222 (AstraZeneca).....	5
BBIBP-CorV (Beijing CNBG)	6
CoronaVac (Sinovac)	6
Comirnaty (Pfizer)	7
Spikevax (Moderna)	8
Second Booster Dose	9
Forest Plots by Population of Special Interest	10
Older Adults	10
Healthcare Workers	10
Children	11
Immunocompromised.....	11
Duration of Vaccine Effectiveness against Omicron	12

METHODS FOR INCLUSION IN FOREST PLOTS

Vaccine Effectiveness (VE) estimates included in these plots are from an ongoing systematic review of COVID-19 vaccine effectiveness studies. Due to the predominance of the Omicron variant across the globe, the plots in this document are restricted to studies conducted during a period when the Omicron variant was the dominant circulating variant. The previous version of the plots (posted regularly between November 18, 2021 and June 2, 2022) also showed results for the Delta variant, and an earlier version (prior to November 18, 2021) showed results from all studies, regardless of dominant variant at the time. These earlier versions are available on the VIEW-hub resources page (<https://view-hub.org/resources>). Complete details on the method of the systematic review as well as a summary table of results can also be found on the VIEW-hub Resources Page:

- “COVID-19 Vaccine Effectiveness and Impact Studies Review Methods”
- “COVID-19 Vaccine Effectiveness Results Summary Table”

The VE estimates included in the plots are a subset of the estimates abstracted from the systematic literature review. A single study can include many VE estimates. In an effort to not overrepresent the amount of evidence that exists for each vaccine, the following criteria are used to determine which VE estimates are displayed in the forest plots located on the VIEW-hub resources page (<https://view-hub.org/resources>). There are some instances when more than one estimate from a study will be displayed in the same plot (e.g. a study includes VE estimates from two distinct populations). Reference numbers are included for each VE estimate displayed so users can identify when a study is represented more than once within a plot. More information on each reference can be found in the weekly literature review summary table located on VIEW-HUB (<https://view-hub.org/resources>).

- Complete vaccination is defined as ≥ 7 days post final dose; partial vaccination is defined as ≥ 14 days post first dose of a 2-dose vaccine.
- If a study reports results for the same outcome for both combined and individual vaccines, only individual vaccine VE estimates are displayed. This criterion only applies to studies evaluating VE of BNT162b2 (Pfizer) and mRNA-1273 (Moderna) vaccines.
- If a study reports results from 2 different evaluation designs (e.g. test-negative design and cohort design) on the same population, VE estimates from the primary analysis only are displayed.
- If a study reports VE estimates for the same disease outcome for different populations, the general population VE estimate is displayed when available. If a general population estimate is not available, the VE from each population is displayed (exception is when there are estimates for similar age groups in which case the more stable VE estimate will be displayed).
- If a study reports VE estimates on more than one ‘severe’ disease outcome (e.g. ‘severe disease’, ‘hospitalization’, and ‘ICU admission’), the more inclusive disease outcome including a larger population is displayed. These different types of severe outcomes are labeled as ‘severe disease’ in the plots, however it is important to keep in mind that the definition of severe disease varies and may explain some differences in VE estimates for severe disease outcomes.
- If a study reports VE estimates for different time intervals from the final dose, those from the earlier time intervals are plotted in an effort to remove the effect of possible waning of immunity. Studies that report only VE estimates that include a follow-up time that extends beyond 4 months post final dose are indicated with a ‘+’. Studies that report only VE estimates that are restricted to time intervals beyond 4 months are indicated with a ‘*’.

ABBREVIATIONS

asympt = asymptomatic

HCW = healthcare workers

HHC = household contacts

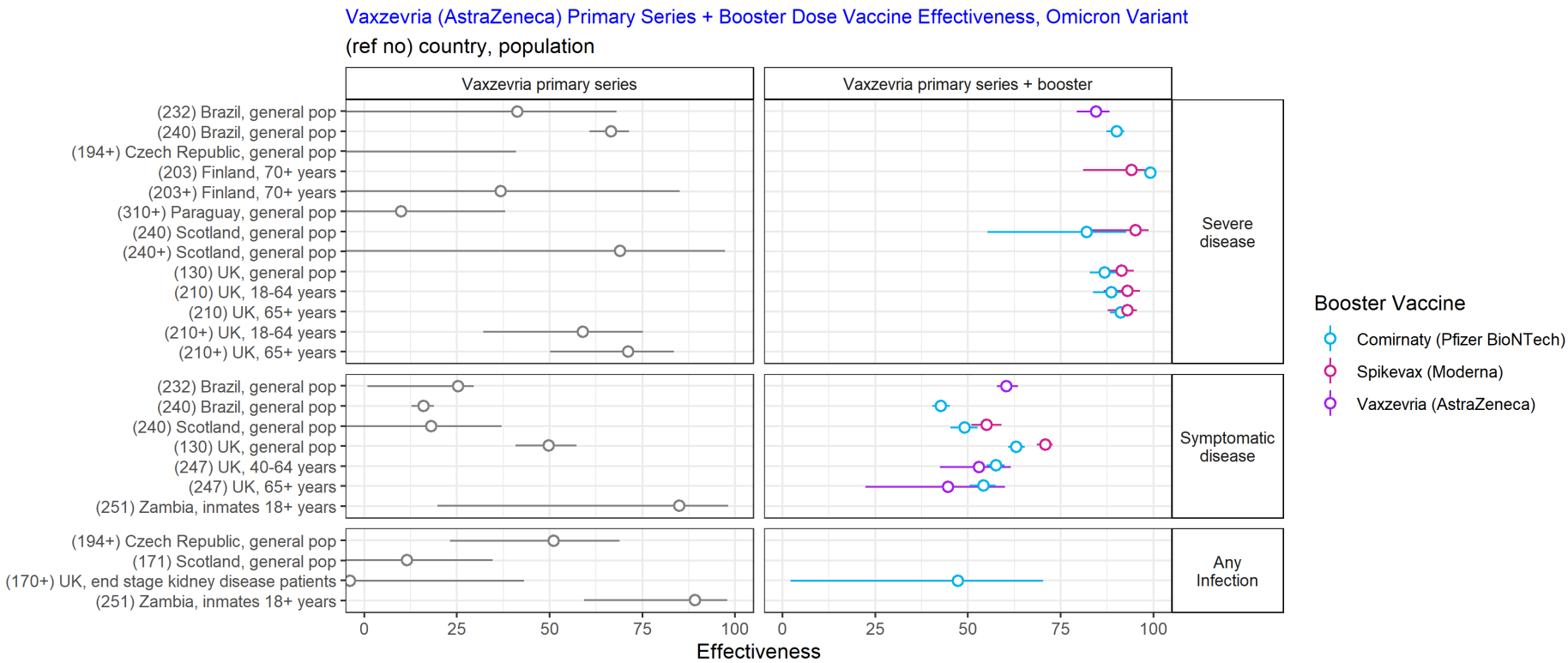
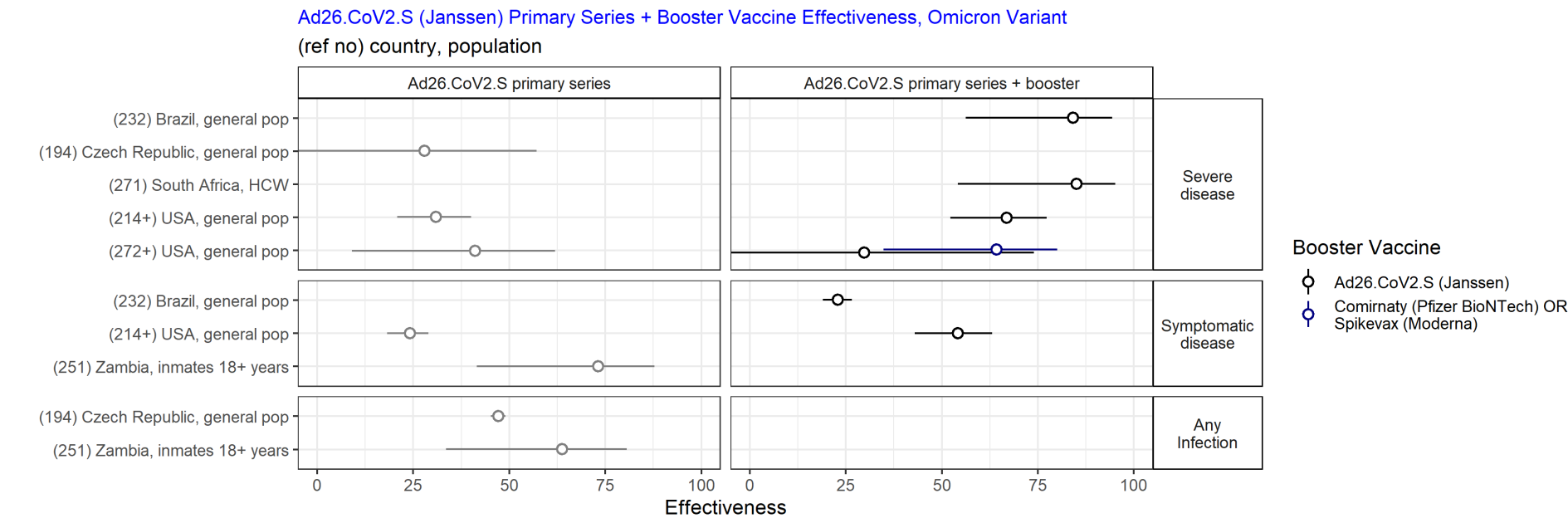
LTCF = long-term care facility

pop = population

SNF= skilled nursing facility

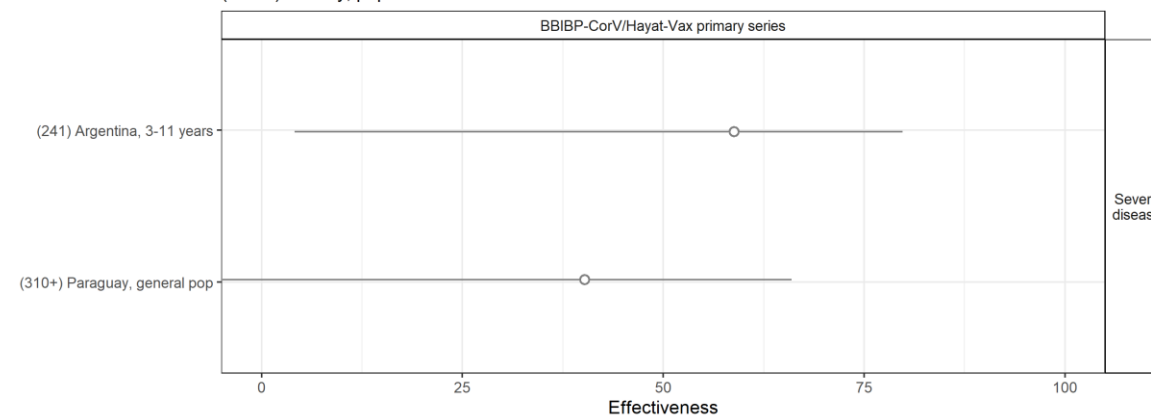
OMICRON VARIANT OF CONCERN

BY VACCINE

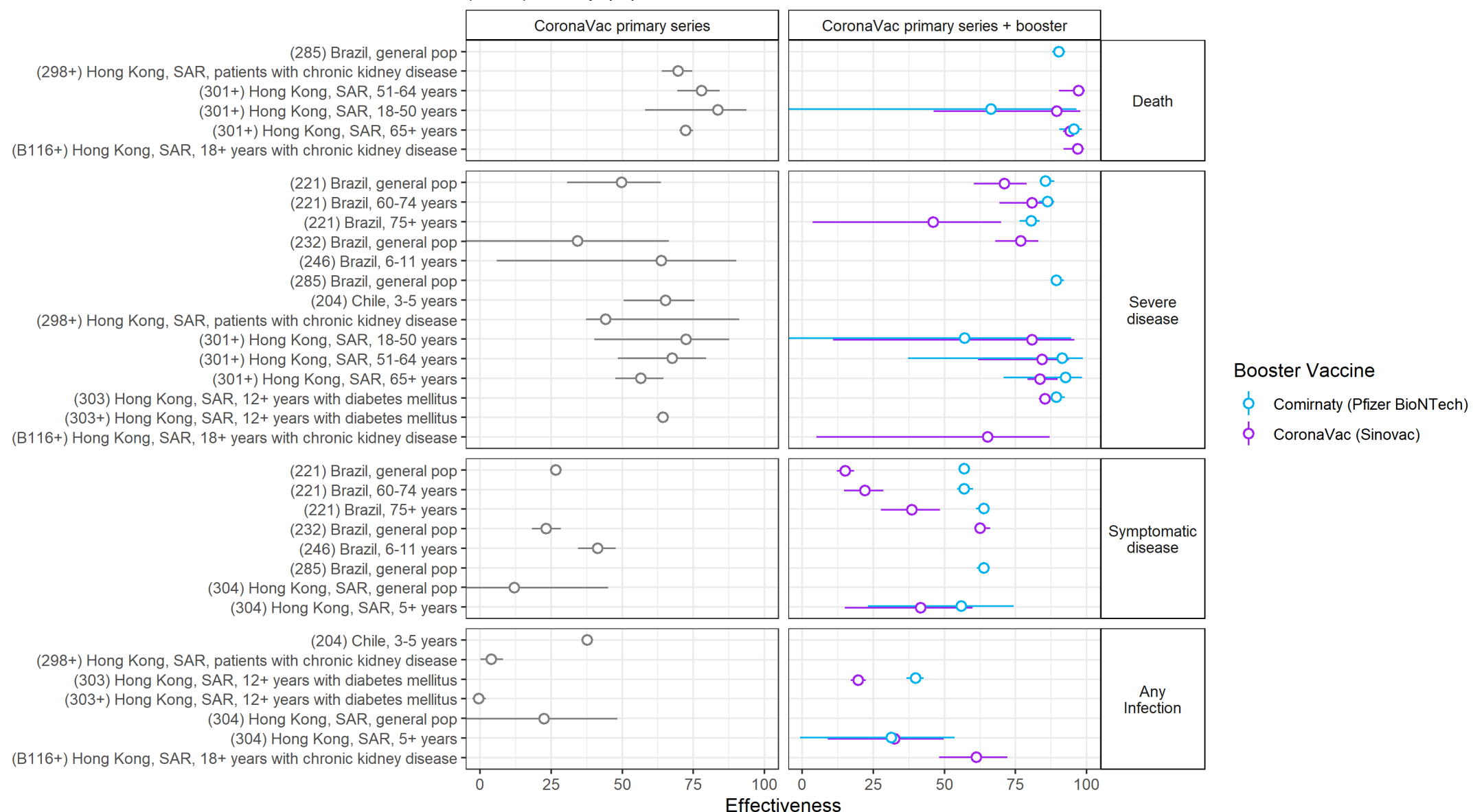


+ Indicates estimates that that include a follow-up time extending beyond 4 months post final dose.

BBIBP-CorV (Beijing CNBG)/Hayat-Vax (Julphar) Primary Series Vaccine Effectiveness, Omicron Variant
(ref no) country, population



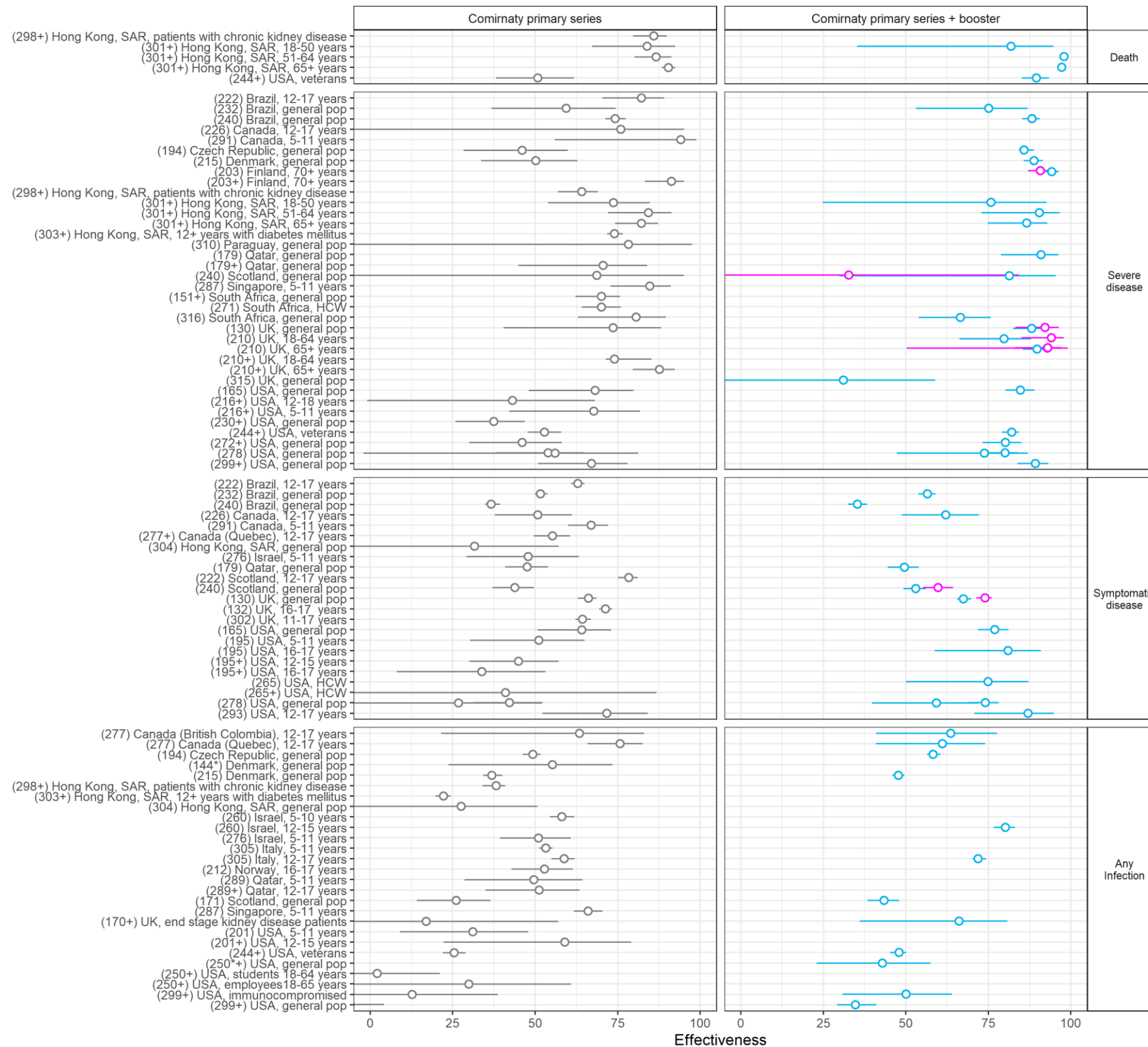
CoronaVac (Sinovac) Primary Series and Booster Dose Vaccine Effectiveness, Omicron
(ref no) country, population



+ Indicates estimates that include a follow-up time extending beyond 4 months post final dose.

Comirnaty (Pfizer BioNTech) Primary Series + Booster Dose Vaccine Effectiveness, Omicron Variant

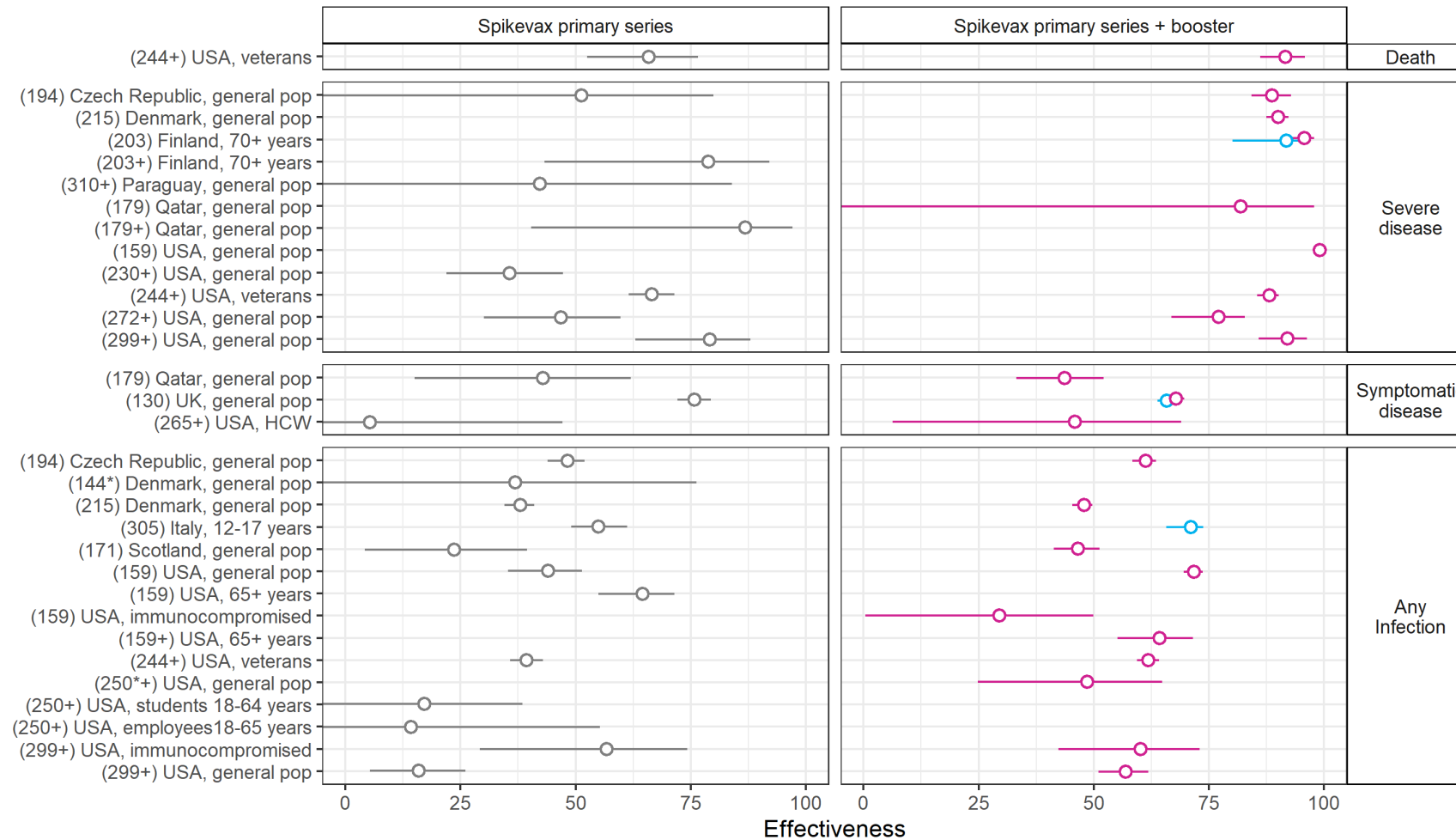
(ref no) country, population



+ Indicates estimates that that include a follow-up time extending beyond 4 months post final dose.

Spikevax (Moderna) Primary Series + Booster Dose Vaccine Effectiveness, Omicron Variant

(ref no) country, population

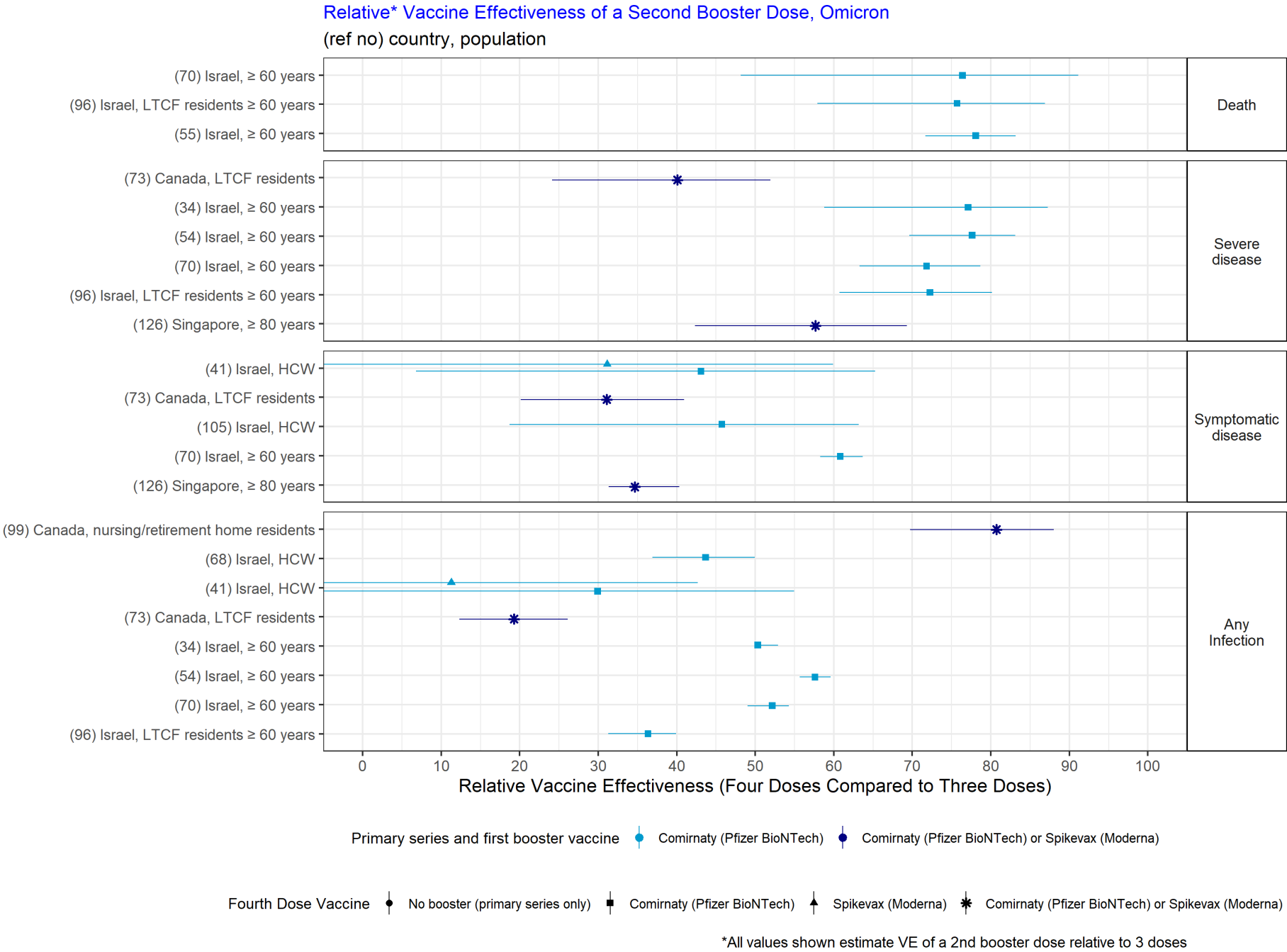


Booster Vaccine

- Spikevax (Moderna)
- Comirnaty (Pfizer BioNTech)

+ Indicates estimates that include a follow-up time extending beyond 4 months post final dose.

SECOND BOOSTER DOSE RELATIVE VACCINE EFFECTIVENESS AGAINST OMICRON

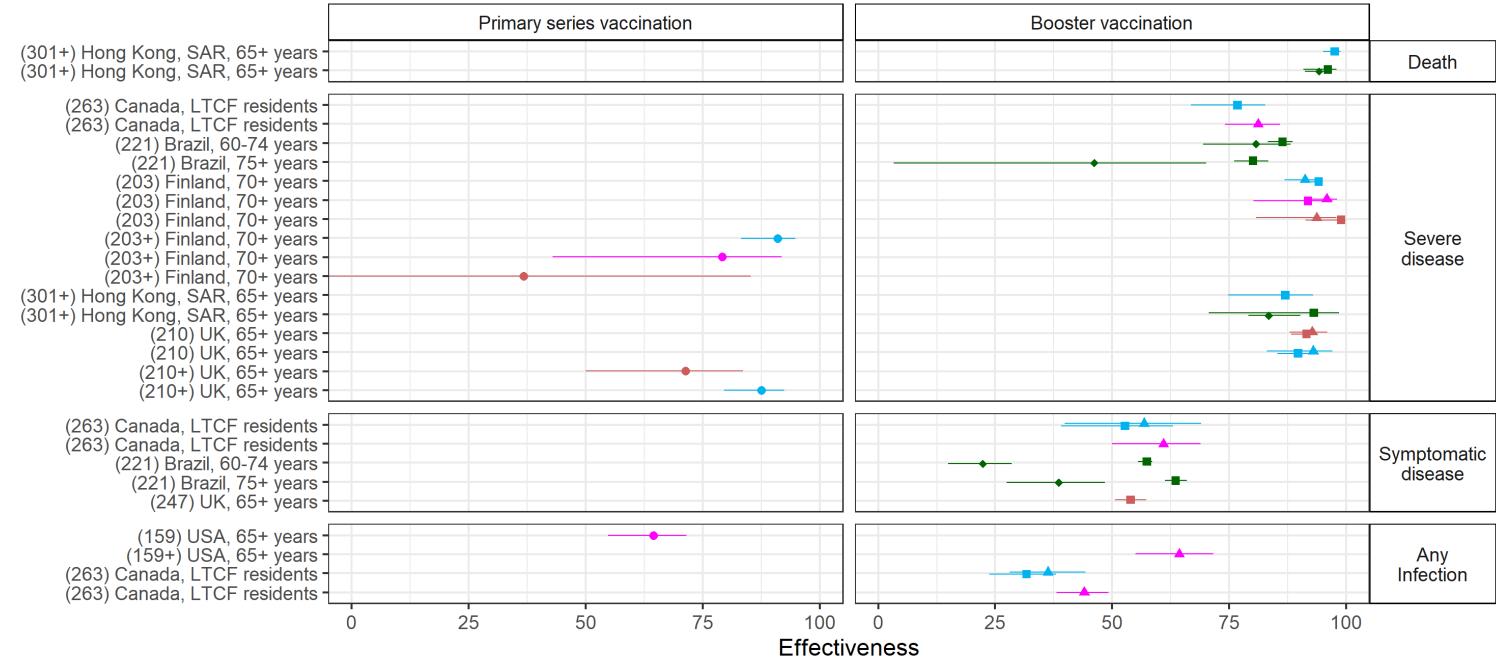


+ Indicates estimates that include a follow-up time extending beyond 4 months post final dose.

BY STUDY POPULATION OF SPECIAL INTEREST

Vaccine Effectiveness Among Older Adults/Skilled Nursing Facility Residents, Omicron

(ref no) country, population

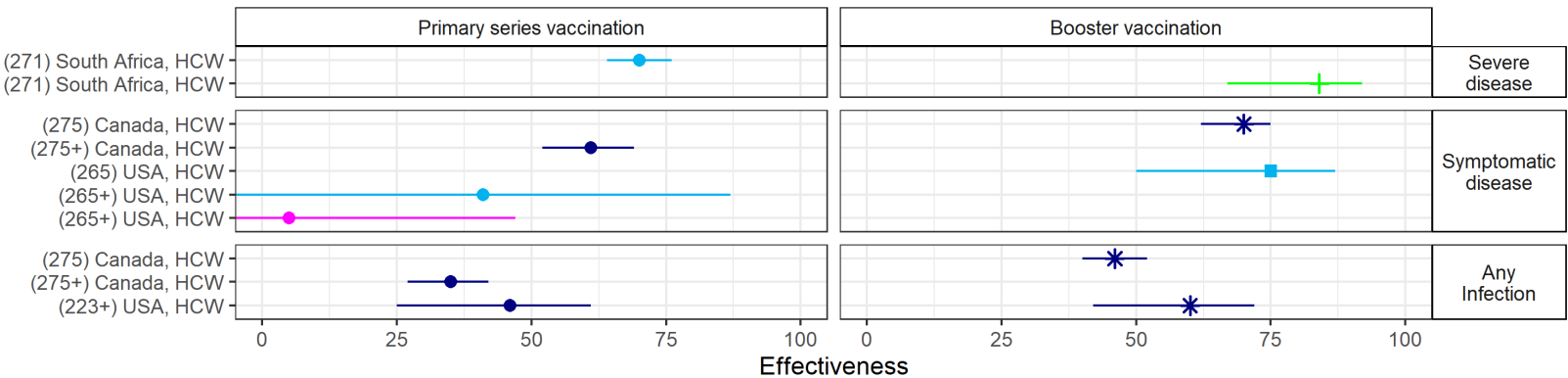


Primary Series Vaccine Comirnaty (Pfizer BioNTech) Spikevax (Moderna) CoronaVac (Sinovac) Vaxzevria (AstraZeneca)

Booster Vaccine No booster (primary series only) Spikevax (Moderna) Comirnaty (Pfizer BioNTech) CoronaVac (Sinovac)

Vaccine Effectiveness Among Healthcare Workers, Omicron

(ref no) country, population



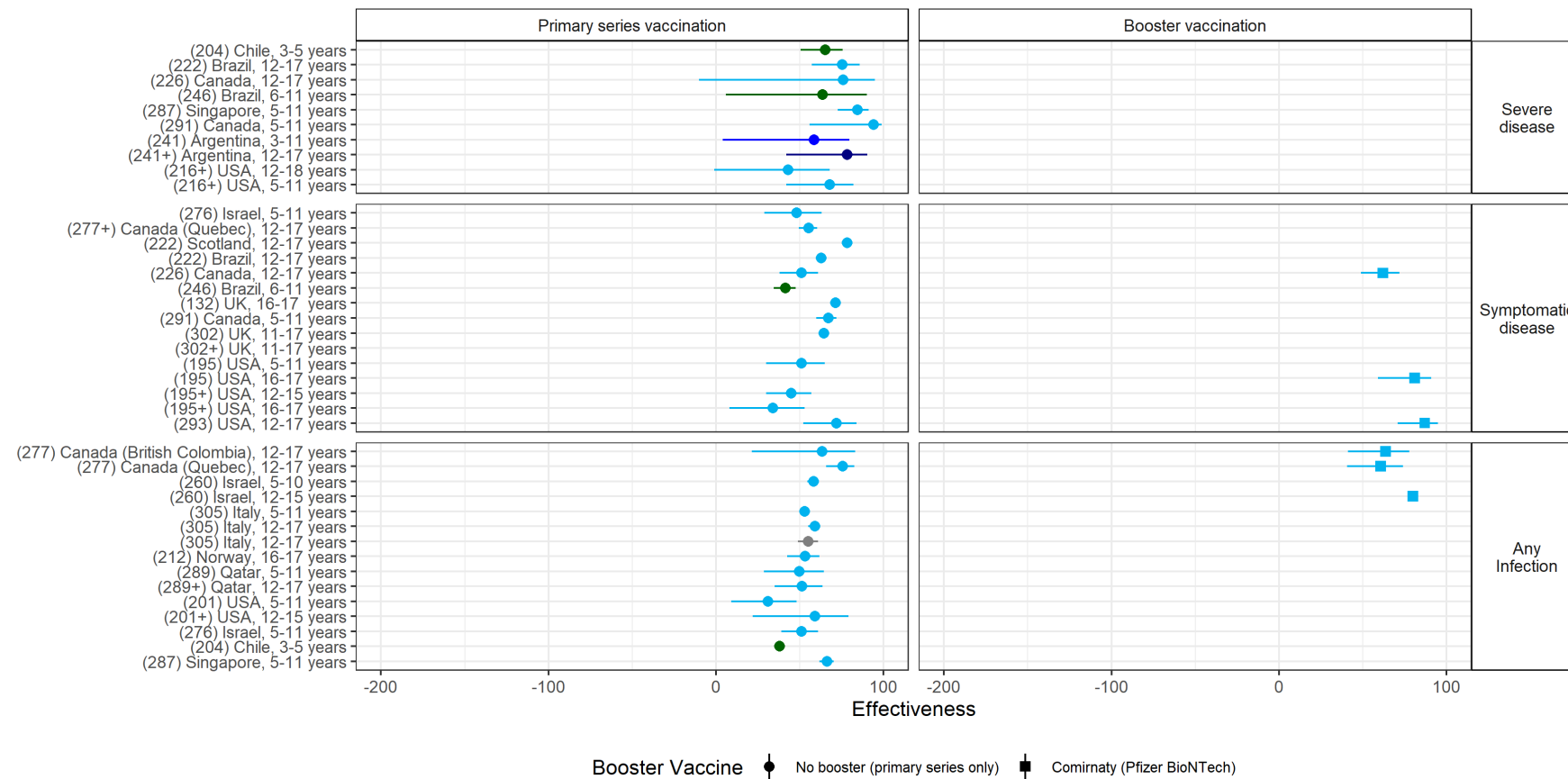
Booster Vaccine No booster (primary series only) Ad26.CoV2.S (Janssen) Comirnaty (Pfizer BioNTech) Comirnaty (Pfizer BioNTech) OR Spikevax (Moderna)

Primary Series Vaccine Ad26.CoV2.S (Janssen) Comirnaty (Pfizer BioNTech) Spikevax (Moderna) Comirnaty (Pfizer BioNTech) OR Spikevax (Moderna)

+ Indicates estimates that include a follow-up time extending beyond 4 months post final dose.

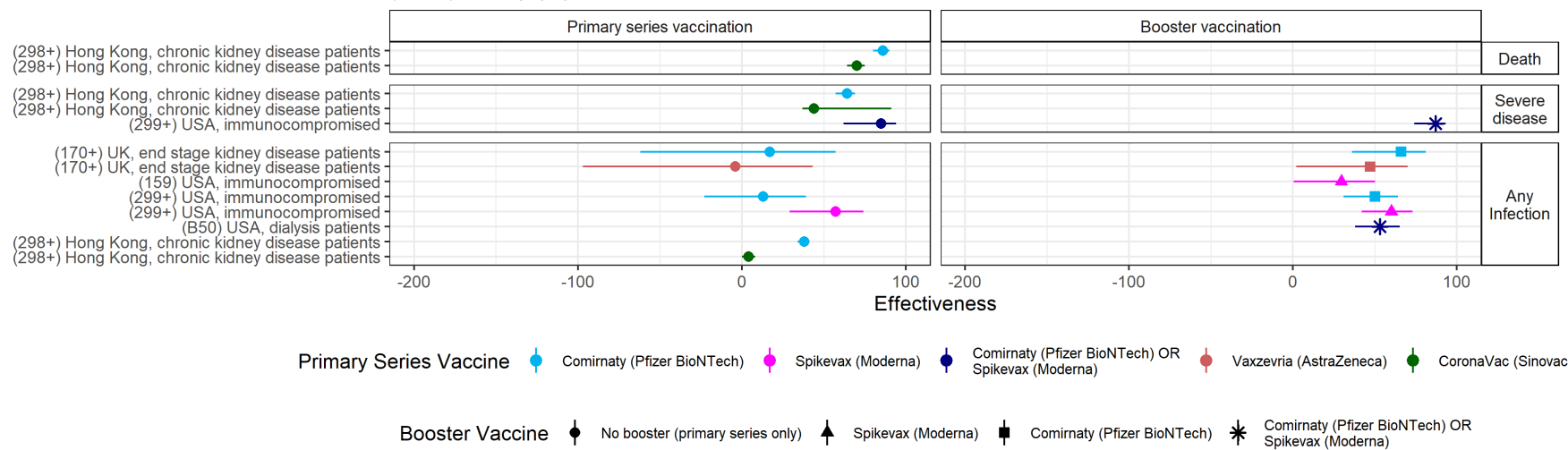
Vaccine Effectiveness Among Children, Omicron

(ref no) country, population



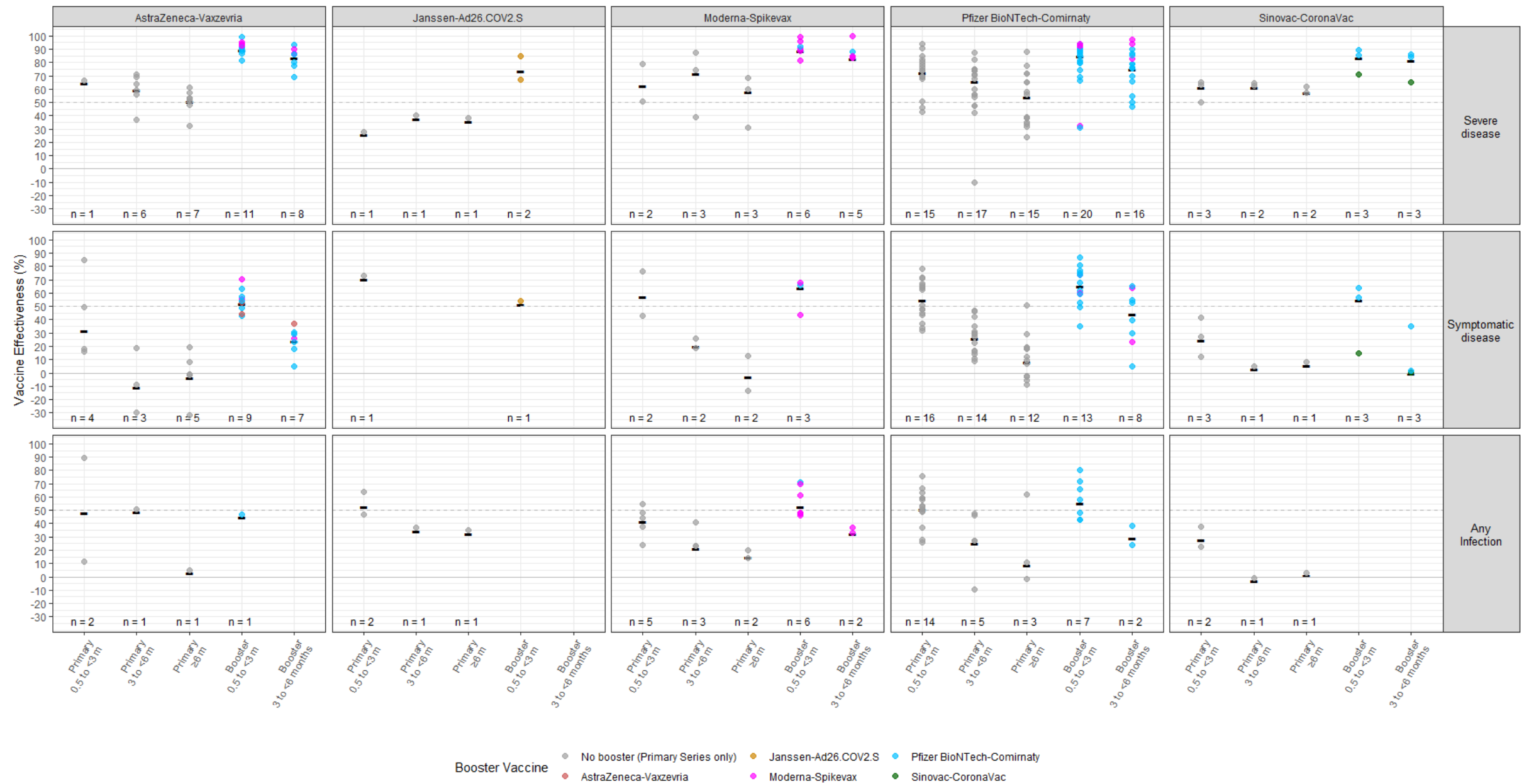
Vaccine Effectiveness Among Immunocompromised Persons, Omicron

(ref no) country, population



+ Indicates estimates that include a follow-up time extending beyond 4 months post final dose.

DURATION OF VACCINE EFFECTIVENESS AGAINST OMICRON



Dots represent point estimates of VE from each study; dark black horizontal lines represent median VE across all studies in stratum. Vertical panels represent VE for full primary series (grey dots) and VE for homologous or heterologous booster vaccination (other colored dots) following completion of primary series vaccination with vaccine of primary series noted in panel header. All booster VE estimates are for first booster dose. Not shown in plot: VE against severe disease at 0.5-<3 month post primary series of Beijing CNBG-BBIBP-CorV (59%) and Gamaleya-Gam-Covid Vac (64%). Additional details on the methods for inclusion of the estimates in the plots provided in text.