

# Results of Studies Evaluating the Impact of SARS-CoV-2 Variants of Concern on COVID-19 Vaccines: An Ongoing Systematic Review

## Neutralization Plots, Omicron Subvariants

*Updated October 1, 2024*

### PREPARED BY:

Henning Jacobsen, PhD (*Department of Viral Immunology, Helmholtz Centre for Infection Research*) and Ioannis Sitaras, PhD, MRes (*Department of Molecular Microbiology and Immunology, Johns Hopkins Bloomberg School of Public Health*) and  
Maeva Katzmarzyk (*Department of Viral Immunology, Helmholtz Centre for Infection Research*)  
Lara Kelchtermans (*Department of Microbiology, Immunology and Transplantation, KU Leuven*)

### And by:

Melissa Higdon and Maria Deloria Knoll at the  
*International Vaccine Access Center, Johns Hopkins Bloomberg School of Public Health*

Minal Patel and Daniel Feikin at the *World Health Organization*

Supported by the *Coalition for Epidemic Preparedness Innovations*

For comments or questions, please contact: Melissa Higdon at [mhigdon@jhu.edu](mailto:mhigdon@jhu.edu).

## Contents

Methods for Inclusion in Neutralization Plots .....	3
Primary Series Vaccination, Omicron Subvariants .....	4
First Booster Vaccination, Omicron Subvariants .....	6
Second Booster Vaccination, Omicron Subvariants .....	8
Third or More Booster Vaccinations, Omicron Subvariants .....	10

## Methods for Inclusion in Neutralization Plots

The studies included in the plots below were identified as part of an ongoing systematic review of studies evaluating the impact of SARS-CoV-2 variants of concern on COVID-19 vaccine performance. Studies from March 15, 2021 onward that report fold reductions in neutralization or that report data that enable the calculation of fold reductions in neutralization are included.

The following studies are not included:

- Studies evaluating partial vaccination
- Studies that collected vaccinee sera < 7 days or > 6 months post final vaccine dose
- Studies that used a variant of concern (e.g. Alpha, Delta) as the reference strain
- Studies of immunocompromised persons
- Studies including samples from persons with hybrid immunity
- Studies using surrogate neutralization assays
- Studies that combine vaccines (with the exception of mRNA vaccines for all VOCs other than Omicron)
- Studies that ND80 results instead of ND50

Because Omicron exhibits substantial immune escape, often the percentage of samples with detectable neutralizing antibodies is low after primary series vaccination. As a result, fold reductions for Omicron can be artificial. Thus, in addition to plots showing the fold reductions in neutralizing antibodies relative to the ancestral strain, plots showing the percentage of samples with detectable antibody levels are included for Omicron sub-lineages

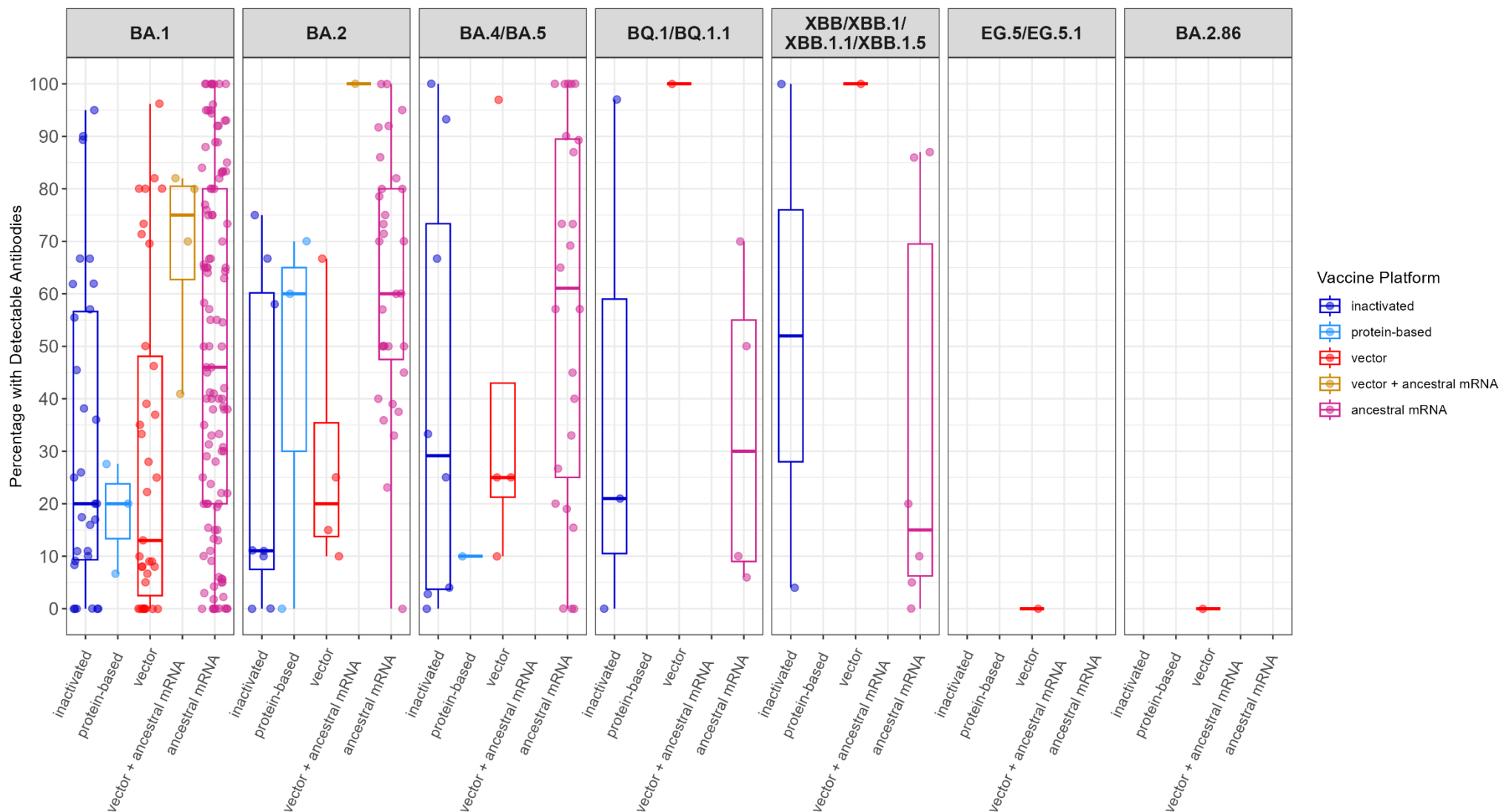
In the plots, the boxes represent IQR, with median represented by a bar within the box. The lines extending from the boxes represent the range of observations excluding outliers. Unless otherwise specified, 'mRNA' refers to the monovalent ancestral-based mRNA vaccines.

The WHO COVID-19 Weekly Epidemiological Update is posted weekly on the WHO website (<https://www.who.int/emergencies/diseases/novel-coronavirus-2019/situation-reports>). A summary of results from these studies by vaccine and by variant of concern are provided in the WEU every other week.

For any questions, comments, or suggestions about this document, please contact Melissa Higdon: [mhigdon@jhu.edu](mailto:mhigdon@jhu.edu).

# Primary Series Vaccination, Omicron Subvariants

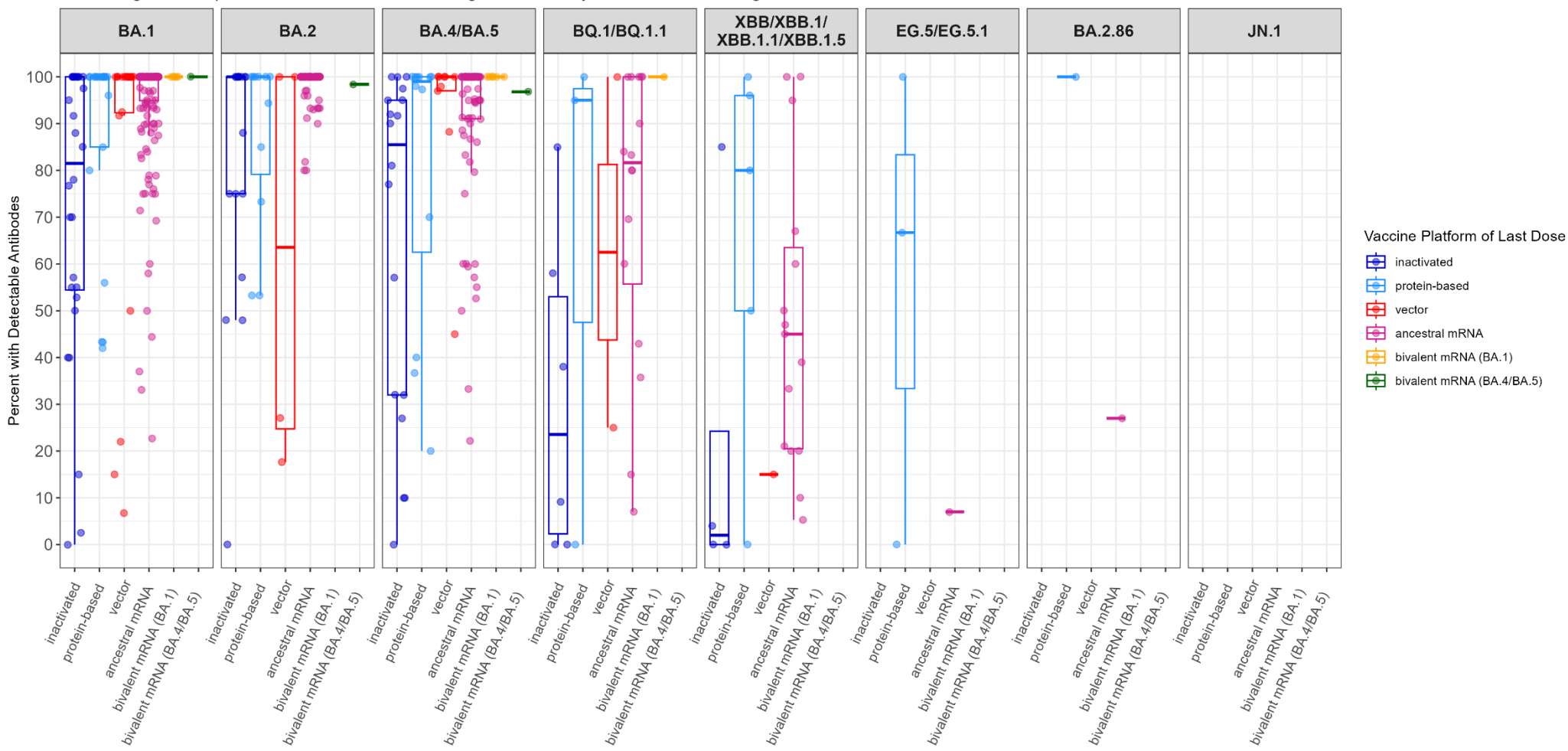
Percentage of Samples with Detectable Neutralizing Antibodies by Omicron Sub-Lineage and Vaccine Platform, Primary Series Vaccination



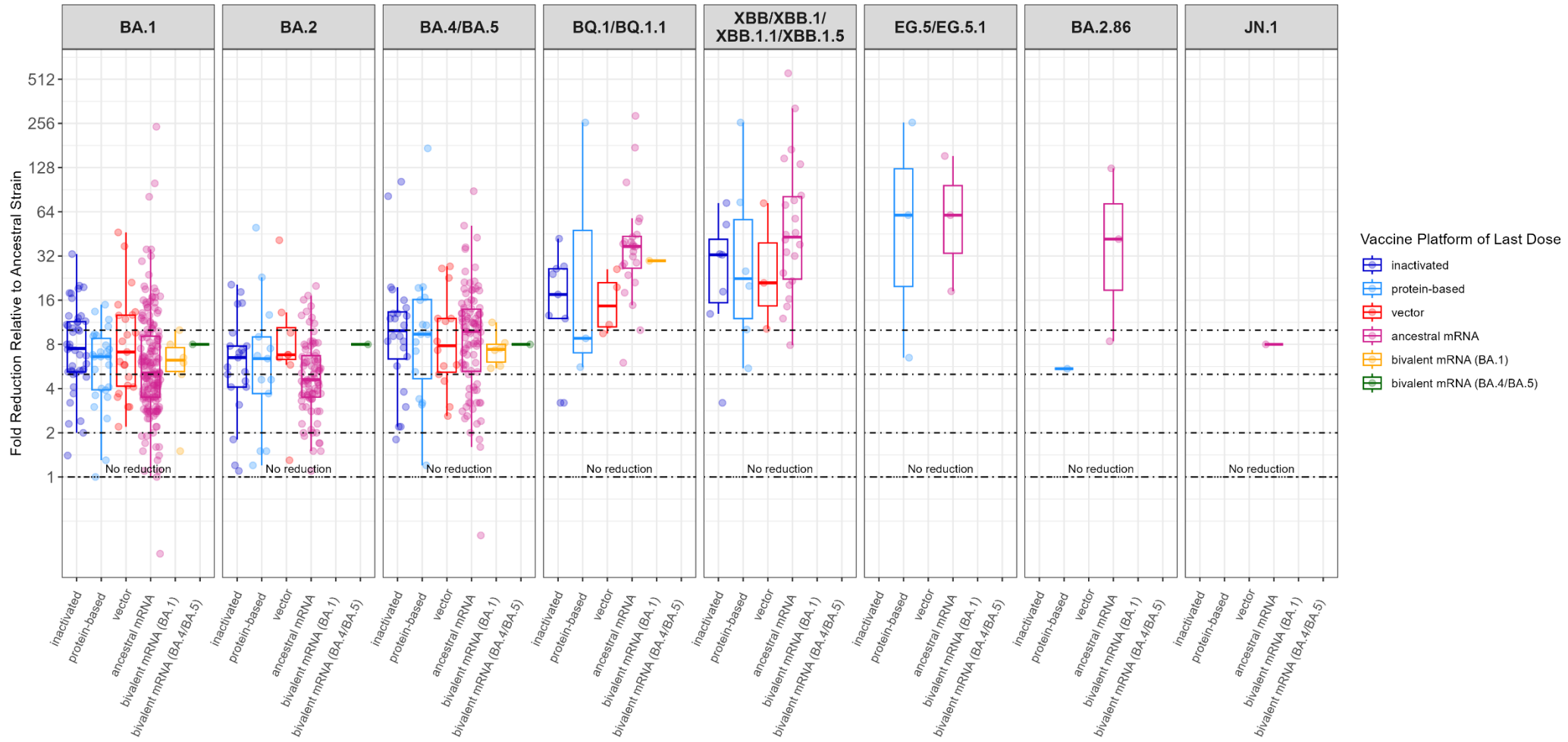


# First Booster Vaccination, Omicron Subvariants

Percentage of Samples with Detectable Neutralizing Antibodies by Omicron Sub-Lineage and Vaccine Platform, First Booster Vaccination

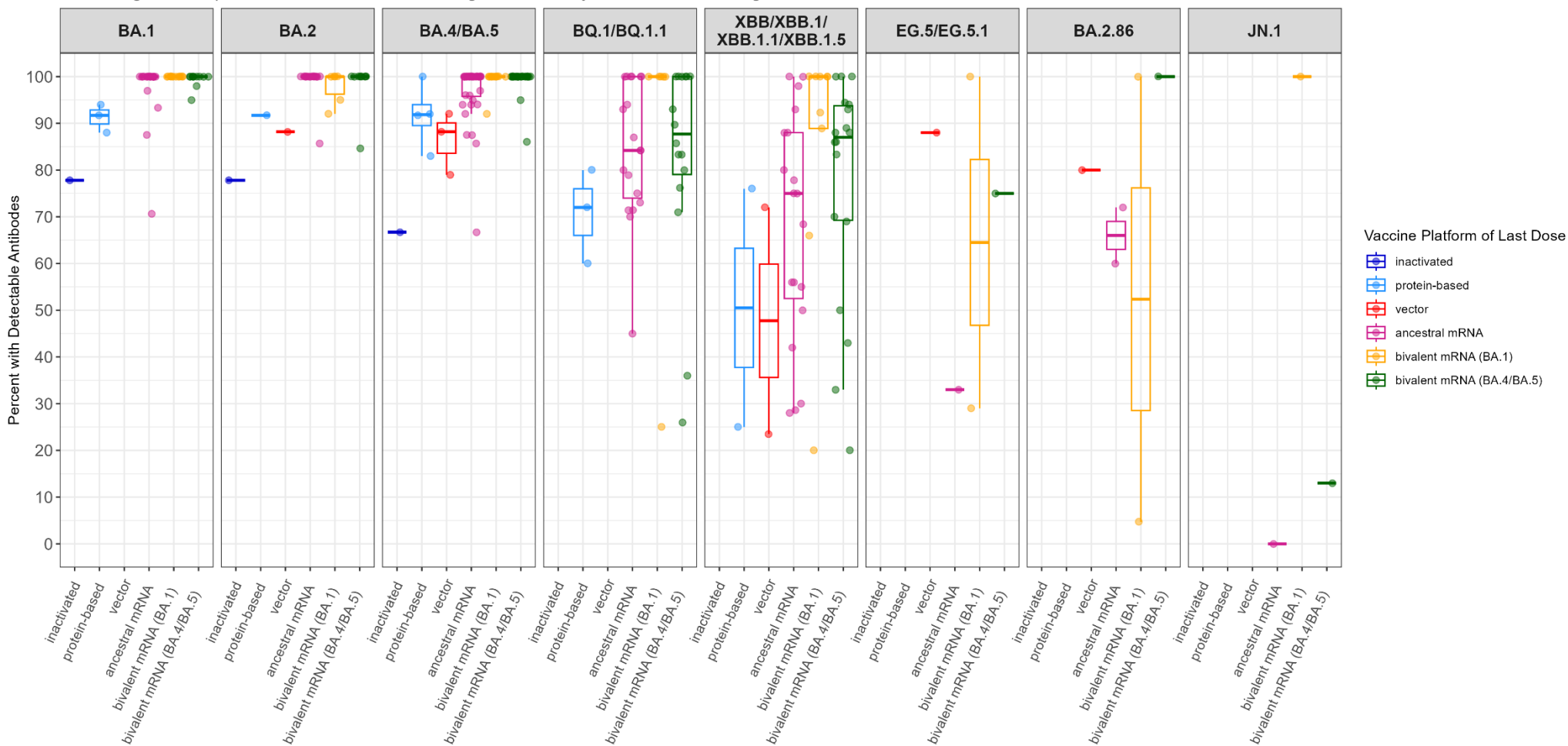


Fold Reduction in NAb to Omicron Subvariants Relative to the Ancestral Strain by Vaccine Platform, First Booster Vaccination



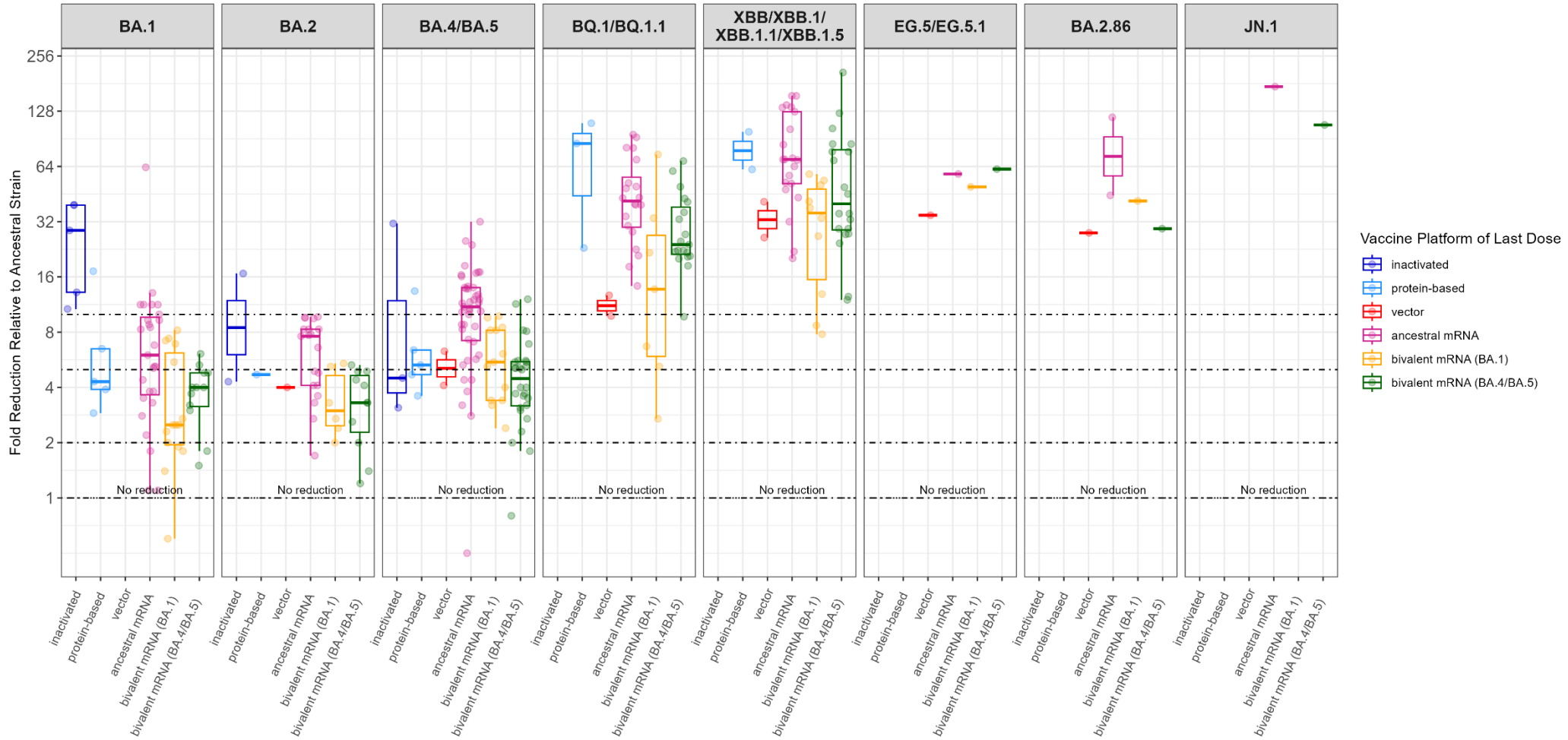
## Second Booster Vaccination, Omicron Subvariants

Percentage of Samples with Detectable Neutralizing Antibodies by Omicron Sub-Lineage and Vaccine Platform, Second Booster Vaccination



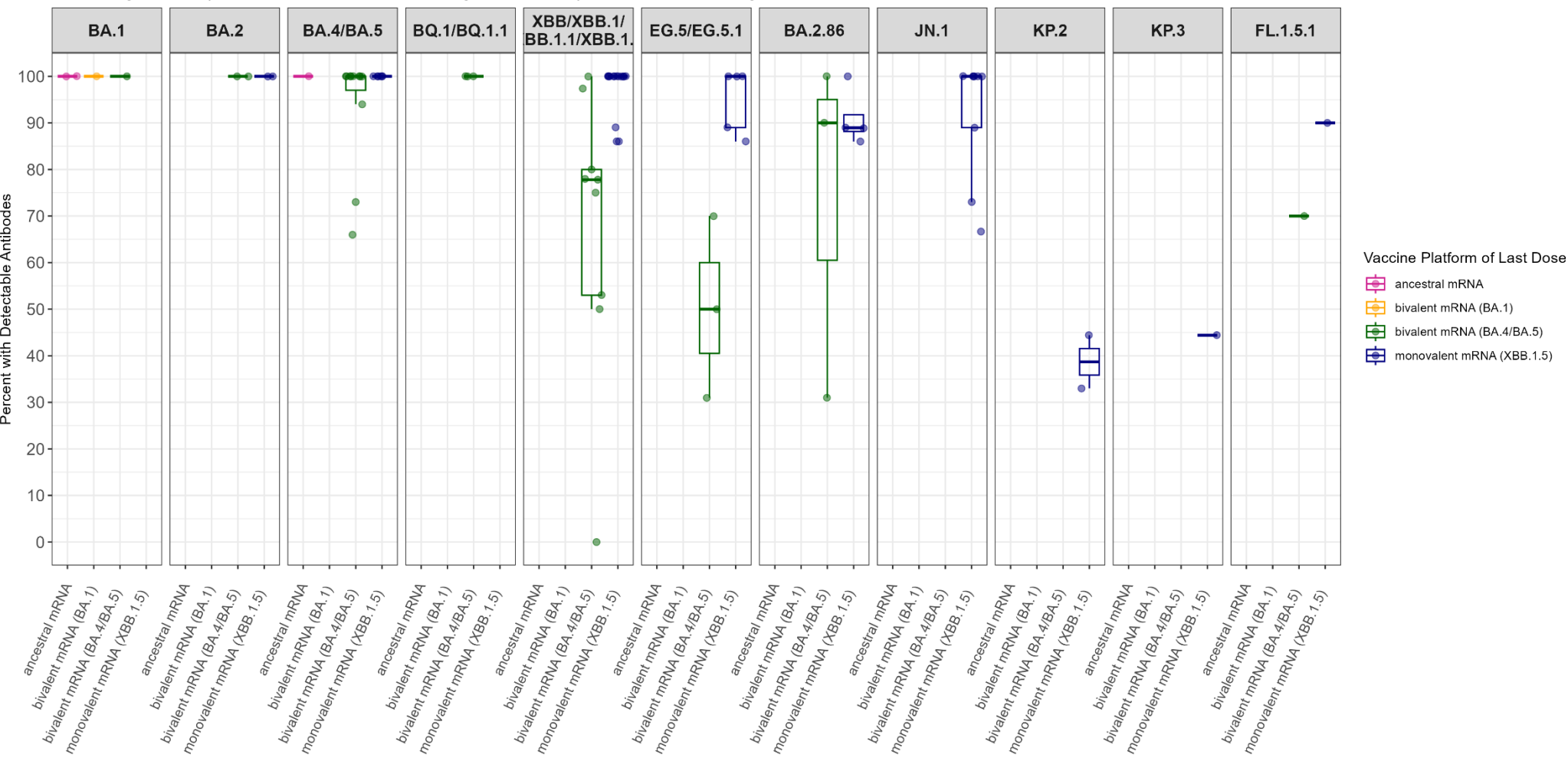


Fold Reduction in NAbs to Omicron Subvariants Relative to the Ancestral Strain by Vaccine Platform, Second Booster Vaccination



# Third or More Booster Vaccinations, Omicron Subvariants

Percentage of Samples with Detectable Neutralizing Antibodies by Omicron Sub-Lineage and Vaccine Platform, Three or More Booster Vaccinations



Fold Reduction in NAb to Omicron Subvariants Relative to the Ancestral Strain by Vaccine Platform, Three or More Booster Vaccinations

